

C&D
VALVE



*The Leading Manufacturer
of Small Valves*



www.cdvalve.com

Volume 34

© Copyright 2011 C&D Valve, LLC

INDUSTRY COMPLIANCE:

Access fittings manufactured and sold by C&D Valve meet ARI Standard 720-97 and are manufactured and packaged in the U.S.A.



GUARANTEE:

C&D Valve products are unconditionally warranted against defective material and workmanship, and will perform to complete satisfaction when used in accordance with our instructions.

CUSTOM PARTS:

C&D Valve has the ability to customize parts to meet special requirements. Combine an existing brass body from our wide selection or a new one with tubes of different sizes and lengths - bent, swaged and flared.

Please contact us for more information.
1-800-654-9233 or sales@cdvalve.com.

Table of Contents

Premium Line Service Valves	Page 4
StandardLine Service Valves	Page 5
Economy Line Service Valves	Page 5
Brass Access Bodies	Page 6
Copper Access Tees	Page 7
Braze-On Service Valves	Pages 8, 12
Clamp-On Service Valves	Page 9
BV-CRT's and Service Tools	Page 10
Core Removal Tools	Page 11
CRT Accessories	Page 12
Superheat Kits	Page 13
Service Kits	Page 13
Core Depressors	Page 14
" Sure Seal" Retaining Couplers	Page 14
Adapters/Couplers	Page 15
Tee Connectors	Page 16
Other Connectors	Page 17
Blower Wheel Pullers	Page 18
" FasTap" Pliers	Page 18
Adjustable Torque Wrench	Page 19
Oil Tap/CapTubes/Core Holders	Page 20
Caps/Parts/O-Rings	Page 21
Part # - Page # Cross Reference	Page 22
Terms and Conditions of Sale	Page 23

Warning: Safety goggles should always be worn when working with refrigerants.

Contact with refrigerants may cause injury

Manufactured and packaged in U.S.A.

© copyright 2011 C&D Valve, LLC

T-36 SERIES

Premium Line Service Valve

General Specifications

The T36 Series comes with a CD2250 wrench cap and CD4460 valve core and is available in a variety of tube sizes. There are 1/8" male pipe threads below the hex. Material is CDA 360 brass and standard refrigeration tubing. Approximate weight per part is 2-1/2 oz.

Features

This series of line service valves is more versatile than the 84 Series or 36LP Series (page 5) because:

1. The wrench cap is standard.
2. 1/8" pipe thread below the hex is standard on all but the CD3456. This allows securing to a bulkhead with a lock nut.
3. Extra bushings included with several items to provide a choice on size of hole to cut at the job and reduce the amount of inventory to be maintained.



PLEASE NO SWAGING TOOL

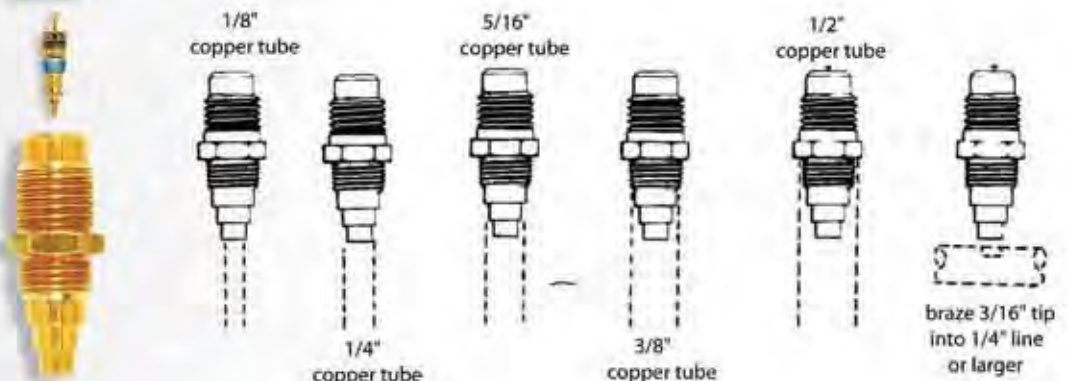
CD3600 valve can be adapted to serve you in the following ways.

PART # CD3688 PKG QTY : 25

Used with T36 Series.
2 lock nuts included with packaged access valves.



PART # CD3600 PKG QTY : 6
1/8" ID hole, 3/16", 1/4", 5/16" steps,
1/8" MPT below hex wrench cap and core



36 LP SERIES

Standard Line Service Valve



PART # **CD1010** PKG QTY : 6
1/8" copper tubing,
wrench cap and core



PART # **CD1212** PKG QTY : 6
3/16" copper tubing,
wrench cap and core



PART # **CD2525** PKG QTY : 6
1/4" copper tubing,
wrench cap and core



PART # **CD3605** PKG QTY : 6
5/16" copper tubing,
wrench cap and core



PART # **CD3606** PKG QTY : 6
3/8" copper tubing,
wrench cap and core



PART # **CD3619** PKG QTY : 6
1/8" ID hole, 3/16", 1/4", 5/16" steps,
wrench cap and core

Economy Line Service Valve



PART # **CD8408** PKG QTY : 6
1/8" copper tubing,
cap and core



PART # **CD8403** PKG QTY : 6
3/16" copper tubing,
cap and core



PART # **CD8404** PKG QTY : 6
1/4" copper tubing,
cap and core



PART # **CD8405** PKG QTY : 6
5/16" copper tubing,
cap and core



PART # **CD8406** PKG QTY : 6
3/8" copper tubing,
cap and core



PART # **CD8400** PKG QTY : 6
1/8" ID hole, 3/16", 1/4", 5/16" steps,
CD2245 cap and core

General Specifications:

The 36LP Series comes with a CD2250 wrench cap and CD4460 valve core and is available in sizes ranging from 1/8" to 3/8". There are no pipe threads. Material is CDA 360 brass and standard refrigeration tubing. Tube length is approximately 2". Weight is approximately 2-1/2 oz. per piece.

Installation Instructions:

1. Remove cap and core.
2. Insert tubing or body into the corresponding size line or hole and braze into place.
3. Replace core, tighten, evacuate and charge system. Replace cap.

Beaded Tubes:

Parts with 1/8", 3/16", 1/4", 5/16" and 3/8" tubes are also available with beaded ends. The bead is .156" from the end of the copper tube and acts as a seat in a hole while brazing. In the price list, see the same part number preceded by "CR" instead of "CD".

General Specifications:

C&D Valve manufactures brass bodies for a variety of special purposes.

They are stock items and indicate the versatility of our parts. Most have the standard 1/4" male flare above the hex. Below the hex are various threads, outside diameters and inside diameters for accepting different sizes of tubing and connections. Many have multiple steps.

The CD2245 cap and CD4460 valve core are standard with each, except where noted or when the customer specifies differently. ID and OD measurements given are actual part dimensions.

Brass Access Bodies

STANDARD FLARE

- 

PART # **CD1200** PKG QTY : 6
3/16" ID hole, 1/4" and 5/16" OD steps
- 

PART # **CD2500** PKG QTY : 6
1/4" ID hole, 5/16" OD step
- 

PART # **CD2506** PKG QTY : 6
1/4" ID hole, 3/8" OD step
- 

PART # **CD3338** PKG QTY : 6
3/16" ID hole, 1/4" OD step, 3/8" OD step
- 

PART # **CD3346** PKG QTY : 6
1/4" ID hole, 3/8" OD step, 7/16" OD step
- 

PART # **CD3358** PKG QTY : 4
5/16" ID, 1/2" OD step
- 

PART # **CD3368** PKG QTY : 4
3/8" ID, 1/2" OD Step
- 


PART # **CD4545** PKG QTY : 6
9/32" and 1/4" OD steps
- 


PART # **CD5055** PKG QTY : 6
7/32" and 5/16" OD steps
- 


PART # **CD9160** PKG QTY : 6
Flare 9/16" long, Hex 7/16" deep, 1/4" OD step
- 


PART # **CD8400** PKG QTY : 6
1/8" ID hole, 3/16", 1/4", 5/16" steps, CD2245 cap and core

BULKHEAD

- 

PART # **CD2243** PKG QTY : 6
Flare length extended to 3/4", solder end - 1/8" ID, 3/16", 1/4", 5/16" OD steps (CD2217 cap)
- 

PART # **CD2576** PKG QTY : 3
Flare length extended to 5/8", solder end - 1/4" ID, 11/32" OD
- 

PART # **CD7465** PKG QTY : 1
1/2" m. Acme access, thread length extended to 3/4", solder end - 1/4" OD (CD2221 cap)
- 

PART # **CD3600** PKG QTY : 6
1/8" ID hole, 3/16", 1/4", 5/16" steps, 1/8" MPT below hex wrench cap and core

OTHER

- 

PART # **CD7510** PKG QTY : 4
10mm x 1.25 m. access, solder end - 1/4" OD (CD2214 cap)
- 

PART # **CD7511** PKG QTY : 4
10mm x 1.25 m. access, solder end - 3/8" OD (CD2214 cap)
- 

PART # **CD7512** PKG QTY : 4
12mm x 1.5 m. access, solder end - 5/16" OD (CD2216 cap)
- 

PART # **CD7513** PKG QTY : 4
3/8-24 m. access, solder end - 1/4" OD (CD2213 cap)

84 TS SERIES

Copper Access Tees



PART # **CD8414** PKG QTY : 2
For 1/4" copper tube.



PART # **CD8416** PKG QTY : 2
For 5/16" copper tube.



PART # **CD8438** PKG QTY : 2
For 3/8" copper tube.



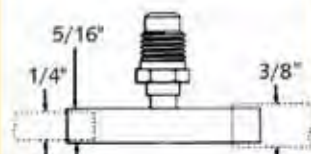
PART # **CD8412** PKG QTY : 2
For 1/2" copper tube.



PART # **CD8458** PKG QTY : 2
For 5/8" copper tube.



PART # **CD5421** PKG QTY : 2
5/16" x 2" refrigeration tube.



1/4" ID and 5/16" OD
will service 1/4", 5/16", 3/8".



PART # **CD8434** PKG QTY : 2
For 3/4" copper tube.



PART # **CD8478** PKG QTY : 2
For 7/8" copper tube.



PART # **CD 8418** PKG QTY : 1
For 1-1/8" copper tube.



PART # **CD8420** PKG QTY : 2
1/4" x 3" tube, expanded
to 1/4" ID on one end



PART # **CD8425** PKG QTY : 2
5/16" x 3" tube, expanded
to 5/16" ID on one end



PART # **CD8505** PKG QTY : 2
5/16" ID and 3/8" OD

PART # **CD8504** PKG QTY : 2
1/4" ID and 3/8" OD

PART # **CD8506** PKG QTY : 2
3/8" ID and 1/2" OD



PART # **CD8426** PKG QTY : 2
3/8" x 3" tube, expanded
to 3/8" ID on one end



PART # **CD8427** PKG QTY : 2
1/2" x 3" tube, expanded
to 1/2" ID on one end



PART # **CD8428** PKG QTY : 1
5/8" x 3" tube, expanded
to 5/8" ID on one end



PART # **CD8429** PKG QTY : 1
3/4" x 3" tube, expanded
to 3/4" ID on one end



PART # **CD8431** PKG QTY : 1
7/8" x 3" tube, expanded
to 3/4" ID on one end



PART # **CD8432** PKG QTY : 1
1-1/8" x 4" tube, expanded
to 1-1/8" ID on one end

General Specifications:

The 84TS Series offers two styles of copper access Tees in tubing sizes 1/4" to 1-1/8". Using Copper Tees allows connections at each end and allows use of solder less than silver solder, such as 95-5.

Copper Tees are preferable where two line ends have not yet been attached or where it is desirable to cut a line rather than drive a hole on an uncharged system. Copper Tees can save time and money.

Tees with "CD" part numbers come with CD2250 wrench cap. Change "CD" to "CC" to substitute CD2245 standard brass cap. See price list for more information.

Installation Instructions:

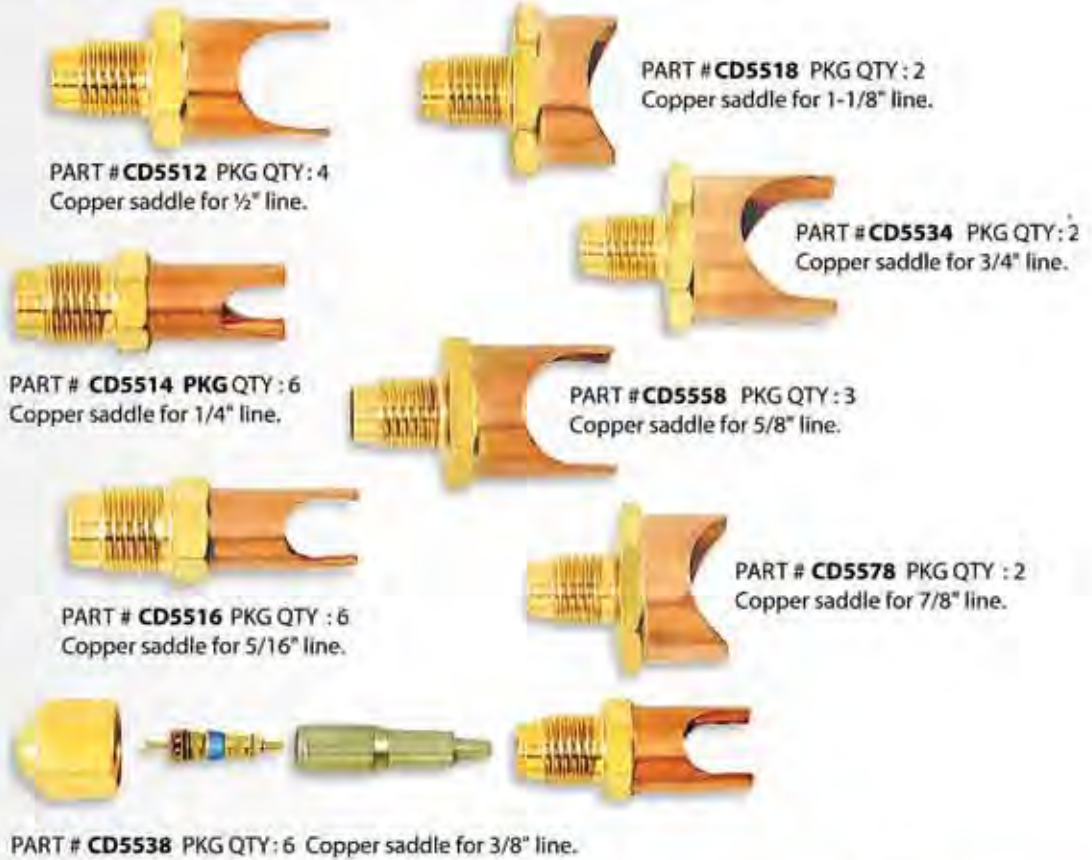
COPPER-TO-COPPER M-SERIES

Braze-on Service Valves

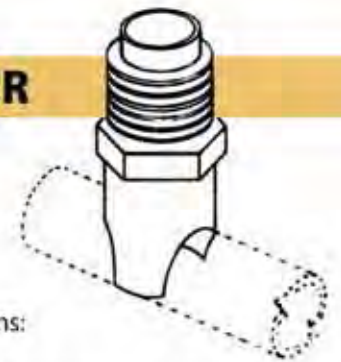
The M-Series is the first and best braze-on, self-piercing copper saddle valve. It is widely used and easily installed on a charged line. After brazing the saddle portion onto line, the steel pin with valve core penetrates the line and is locked into place simply by tightening the cap. Available in sizes ranging from 1/4" to 1-1/8".

General Specifications

Prepare line and clean tube. Remove cap and pin. Flux or solder paste saddle and install on line. Heat and braze copper saddle. Let cool and pressure test braze, if desired. Insert pin with Teflon o-ring into body. Put on cap and tighten with wrench. Use a back wrench on body to avoid breaking braze joint. As cap is tightened, steel pin penetrates tubing. Last turn crimps brass edge over top of pin for secure fit and forming flared end. Remove cap and fitting is ready to use. If complete penetration is not made, put cap back on and tighten further. When work is complete, replace cap, wrench tight for permanent use or install new cap with neoprene o-ring, thumb tight.



BRASS-TO-COPPER BOT STINGER



General Specifications:

Valve core and cap.
Plated steel body. CDA 360 brass saddle.
Four-way seal between body and saddle.

Installation Instructions:

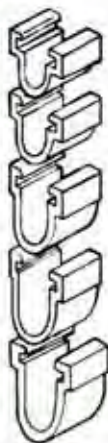
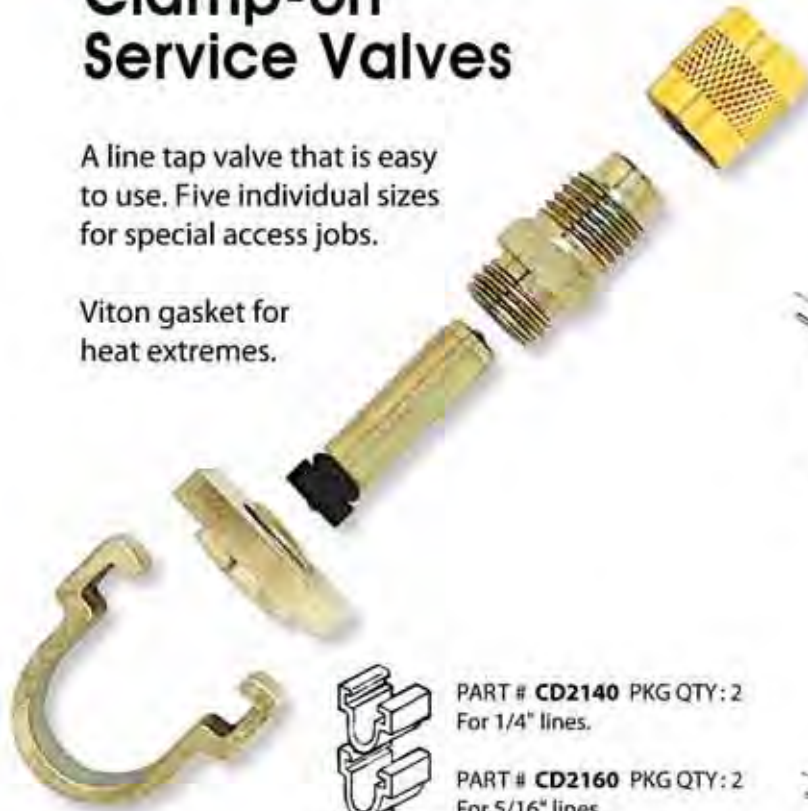
1. Press saddle onto line firmly (use pliers).
2. Apply flux and braze to line.
3. Allow to cool.
4. Screw body with core into saddle.
5. Evacuate and charge system. Replace cap.

B - SERIES

Clamp-on Service Valves

A line tap valve that is easy to use. Five individual sizes for special access jobs.

Viton gasket for heat extremes.



PART # **CD2140** PKG QTY: 2
For 1/4" lines.

PART # **CD2160** PKG QTY: 2
For 5/16" lines.

PART # **CD2380** PKG QTY: 2
For 3/8" lines.

PART # **CD2120** PKG QTY: 2
For 1/2" lines.

PART # **CD2580** PKG QTY: 2
For 5/8" lines.



Step 1

Place aluminum channel on line. Insert aluminum slide into grooves on channel.



Step 2

Grip slide and channel with pliers. Place steel pin in steel body and screw into place.



Step 3

Holding grip on channel and slides, tighten steel housing. Unique torque action provides permanent clamp.



Step 4

Continue to tighten steel housing. Neoprene gasket on pin gives long-life seal.

STANDARD LINE TAP VALVE

The CD4338 and CD4358 line tap valves pierce with a needle which automatically retracts and back seats when work is complete. The refrigerant line remains free of any restriction. No special installation tools are needed because socket head screws and hex wrench are included with every valve. These dependable and field-proven valves are easy to install and suitable with all refrigerants.

PART # **CD4358** PKG QTY : 1
Fits 1/2" and 5/8" tubes.

PART # **CD4338** PKG QTY : 1
Fits 1/4", 5/16" and 3/8" tubes.



Operating Instructions:

1. Attach the tool to a 1/4" male flare fitting, thumb tight.
2. With the valve open completely, push extractor rod in and grab the valve core head.
3. Turn the extractor knob counterclockwise to unscrew the core.
4. Pull the extractor knob back as far as possible to close the valve.
5. Close the valve completely with a clockwise turn of the handle.
6. Remove the rear coupler, extractor rod and valve core.

With the valve core removed, the system can be accessed through the rear fitting of the core removal tool, as well as the side port on the CD3930 or CD3910.

7. To replace a valve core, attach coupler on extractor rod to rear fitting on tool, thumb tight.
8. Open valve completely with counterclockwise turn of the handle.
9. Push extractor rod in and secure valve core in fitting by turning clockwise.

BV - CRT'S

Core Removal Tools

The original CRT has been improved with a ball valve design.



Two BV-CRT models from which to choose.



Compact size for working in close quarters.



More durable with a stainless steel ball and brazed side fitting.



Works with existing CRT accessories.



More convenient to use.

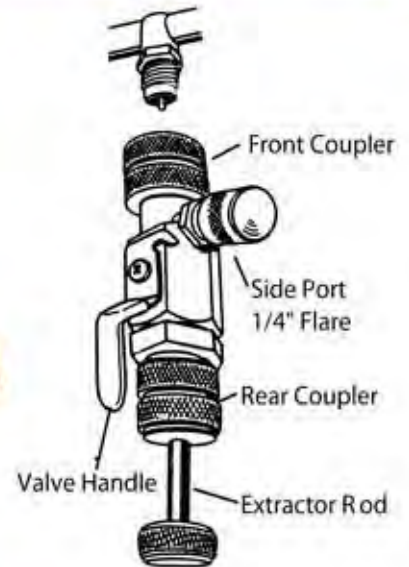
The BV-CRT works the same as our original CRT. It removes a valve core from a 1/4" male flare access fitting without loss of refrigerant. Because it has a ball valve inside rather than a stem-type valve, the tool can be closed with just a quarter turn.

With the valve core out, many operations can be performed, including:

- Replacing a bad core
- Adding or removing refrigerant
- Measuring internal temperature (CD3975 required)
- Measuring system pressure by attaching a gauge to the side port of CD3930

Internal Temperature Thermometers	CD3975
Thread Chaser	CD3916
Pick	CD3915
Extractor Rod	CD5577
Tube Piercing Attachment	CD3090

BV - CRT Service Tools (see following page for descriptions)




CRT'S

Core Removal Tools

All accessory tools are compatible with the CD3900, CD3910, CD3920, CD3930, CD3956

PART # CD3090 PKG QTY : 1

Punches a hole in copper tubing through a V-Series fitting (see page 12) for the installation of a core without loss of refrigerant.



PART # CD5577 PKG QTY : 1

Valve core grapppler and extractor . Remove a core without loss of refrigerant. Standard with the CD3910 and CD3900.



PART # CD3975 PKG QTY : 1

A thermometer to obtain a temperature reading through an access fitting for calculating superheat. (See page 12)




PART # CD3916 PKG QTY : 1

A thread chaser to clean and align the internal threads of an access fitting.



PART # CD3917 PKG QTY : 1

CD3915 and CD3916 together as a kit.



PART # CD3915 PKG QTY : 1

A pick to extract a broken core from a housing without loss of refrigerant. Has left hand threads.



PART # CD3910 PKG QTY : 1

Look at all we can now do with a CD3910 without losing the charge. We have brought it a long way since we originally developed it. CD3910 has 1/4" male flare side port. CD2245 brass cap included.

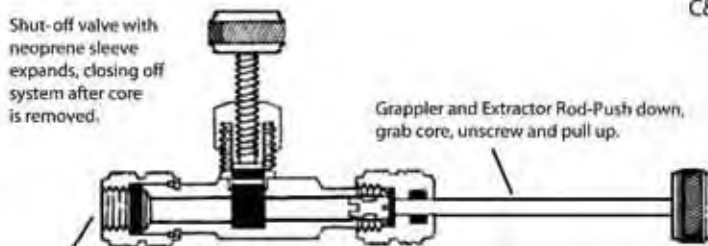
PART # CD3900 PKG QTY : 1

Same as CD3910 except with no side port. Works with all accessories. C&D V alve guarantees its workmanship.



Shut-off valve with neoprene sleeve expands, closing off system after core is removed.

Grappler and Extractor Rod-Push down, grab core, unscrew and pull up.



1/4" F female Flare Coupler o-ring sealing system

1/4" Male Flare - Hose may be attached, shut-off valve opened, and vacuum pulled if desired.

TPA

Tube Piercing Attachment. Optional tool for CRT. With any CRT and special access V-Series fitting, a tube can be pierced and a core inserted into V fitting below.

V-SERIES

Copper saddle valve for special use with CD3090 Tube Piercing Attachment and any core removal tool. A available to fit nine sizes of copper tubing. These ports are similar to the M-Series fittings, but they are internally threaded to house a valve core, and come with a CD2245 cap. See instructions with CD3090 above.

THERMOMETERS

CRT Accessories and Replacement Parts

PART # **CD3975** PKG QTY : 1
LCD Read Out, Swivel Head, On- Off Switch, Hold-Test Switch, Spare Battery, Temperature Range -58 °- +302 F °



TUBE PIERCING ATTACHEMENT



PART # **CD3090** PKG QTY : 1

Installation Instructions:

1. Braze V-Series fitting onto line.
2. Attach main body of CRT to fitting.
3. Attach TPA to the CRT body, screw down needle to pierce hole in tubing until it bottoms out. It will not go through the other side of tube.
4. Pull back TPA handle. Shut off system with CRT shut off valve. Remove TPA from the CRT. Attach regular CRT rod with core. Open shut-off valve. Screw core into V fitting. Remove CRT.

SPECIAL BRAZE-ON SERVICE VALVES

V-SERIES

- 3/16" **CD3036** PKG QTY: 6
- 1/4" **CD3094** PKG QTY: 6
- 5/16" **CD3096** PKG QTY: 6
- 3/8" **CD3098** PKG QTY: 6
- 1/2" **CD3092** PKG QTY: 4
- 5/8" **CD3095** PKG QTY: 3
- 3/4" **CD3034** PKG QTY: 2
- 7/8" **CD3078** PKG QTY: 2
- 1-1/8" **CD3018** PKG QTY: 2



REPLACEMENT PARTS



PART # **CD5555** PKG QTY : 1 Set
All the o-rings necessary to repair any CRT, except the ones in the chuck that grab the core stem.



PART # **CD5560** PKG QTY : 1
The shut-off stem with molded neoprene shut-off gland for CD3900 and CD3910. Brass stem knob, retaining nut and gland, all in one piece.



PART # **CD5577** PKG QTY : 1
The brass rod with chuck, rear end sealing nut, and knob, all in one piece.

SUPERHEAT KITS

PART # CD3970
PKG QTY : 1
 Combines
 CD3910 CRT
 and CD3975
 thermometer.



PART # CD3990
PKG QTY : 1
 With CD3930 BV-CRT and CD3975
 thermometer.

SUPERHEAT

The Superheat Kit combines a Core Removal Tool (CRT) and thermometer to create the most reliable, accurate way to measure superheat. Attach the CRT to an access fitting and remove the valve core. Insert the digital thermometer through the fitting and directly measure the internal temperature. Measure pressure at the same spot and use this information for determining superheat. The storage case is durable and lightweight, and instructions are included.

SERVICE KITS *The right parts for the job in convenient kits*



Access Fitting Service Kit
PART # CD9510SVK - case size 8.5 x 4.5"



Appliance Service Kit
PART # CD9530SVK - case size 8.5 x 4.5"



Refrigeration Service Kit - 9560
PART # CD9560SVK - case size 8.5 x 11"



Refrigeration Service Kit - 9580
PART # CD9580SVK - case size 8.5 x 11"

SERVICE KITS

Handy refillable case with the most commonly used parts. The right parts in one location. Highest quality parts made in the U.S. A.

CORE DEPRESSORS

These thumbscrew core depressors are designed to be used on the end of a charging hose. When attached to an access fitting, they can depress the valve core and control the flow of gas. This also means the core can be shut off before disconnecting, thus avoiding a split back on your hand. The seals in each part have broad compatibility with all refrigerants. The CD2070 is unique in that it has an internal shut-off that also holds gas in the hose when disconnected.



PART # **CD2060** PKG QTY : 1
For 1/4" male flares.

PART # **CD2050** PKG QTY : 1
For 3/16" male flares.



PART # **CD2070** PKG QTY : 1
For 1/4" male flares. Depresses valve core and controls flow. Back seats and retains gas in the hose.



PART # **CD5050** PKG QTY : 1
For 1/4" male flares.
Made small for use in close quarters.



PART # **CD2080** PKG QTY : 1
5/16" F. flare compact thumbscrew core depressor

PART # **CD5060** PKG QTY : 1
5/16" F. flare compact thumbscrew core depressor



HOSE - END BALL VALVE



PART # **CD4040** PKG QTY : 1
1/4" female flare swivel, depressor tip x 1/4" m. flare.

Reliable and easy to use. The body of this valve is constructed with the same durable design as our BV-CRT's. Install the CD4040 on the end of a charging hose and minimize refrigerant loss during servicing. A quarter turn of the handle makes quick work of shutting on and off. Straight flow through design offers maximum flow rate. The brass depressor tip fully engages valve core.

"SURE SEAL" RETAINING COUPLERS

When attached to an access fitting, the "Sure Seal" Retaining Coupler automatically opens and depresses the valve core all in one action. When disconnected, it traps refrigerant in the charging hose. Leave it permanently installed on the end of the hose. The seals are compatible with newer refrigerants, and if internal parts need replacing, a parts kit is available.



PART # **CD2035** PKG QTY : 1
1/4" female flare "Sure Seal" retainer x 1/4" male flare.



PART # **CD2094** PKG QTY : 1
1/4" female flare retainer x 1/4" FPT.



PART # **CD2090** PKG QTY : 1
90° 1/4" female flare retainer x 1/4" male flare.



PART # **CD2098** PKG QTY : 1
1/4" female flare retainer x 1/8" FPT.



PART # **CD2037** PKG QTY : 1
1/4" female flare retainer x 3/8" male flare.



PART # **CD2084** PKG QTY : 1
1/4" female flare retainer x 1/4" MPT.

PART # **CD5171** PKG QTY : 1 Set Replacement parts. Seals, depressor, spring.

ADAPTERS / COUPLERS

These parts simply make connections between equipment with unlike threads. The couplers start with a 1/4" female flare swivel and end with different flare sizes, pipe threads, and Acme threads. The adapters made from hex stock are for permanent installations.



PART # **CD1414** PKG QTY: 2
(CD2250 cap) 1/4" flare access x 1/4" MPT



PART # **CC1414** PKG QTY: 2
(CD2245 cap)



PART # **CD1441** PKG QTY: 1
1/4" flare access x 1/4" flare, valve core and flare nut included, (no cap).



PART # **CD1818** PKG QTY: 6
(CD2250 cap) 1/4" flare access x 1/8" MPT



PART # **CC1818** PKG QTY: 6
(CD2245 cap)



PART # **CD1819** PKG QTY: 3
(CD2250 cap) 1/4" flare access x 1/8" MPT, elbow, 1/4" ID on MPT end.

PART # **CC1819** PKG QTY: 3
(CD2245 cap)



PART # **CD2000** PKG QTY: 1
1/4" female flare swivel x 1/4" male flare access. Depressor tip and seal, no valve core.



PART # **CD2010** PKG QTY: 1
1/4" female flare swivel x 1/4" male flare access. 90° configuration. Depressor tip and seal, no valve core.



PART # **CD2012** PKG QTY: 1
1/4" female flare swivel x 1/2" male Acme. Depressor tip and seal.



PART # **CD2014** PKG QTY: 1
1/4" female flare swivel x 1/4" male pipe thread. Depressor tip and seal.



PART # **CD2018** PKG QTY: 1
1/4" female flare swivel x 1/8" male pipe thread. Depressor tip and seal.



PART # **CD2019** PKG QTY: 1
1/4" female flare swivel x 1/8" female pipe threads. Depressor tip and seal.



PART # **CD2020** PKG QTY: 1
1/4" female flare hex x 1/2" male Acme.



PART # **CD2022** PKG QTY: 1
3/8" female flare hex x 1/2" male Acme.



PART # **CD2024** PKG QTY: 1
1/4" female flare hex x 1/2" male Acme internally threaded for valve core. Core and cap included.



PART # **CD2028** PKG QTY: 1
1/2" Acme female swivel x 1/4" male flare. Depressor tip and seal.



PART # **CD2038** PKG QTY: 1
1/4" female flare swivel x 3/8" male flare. Depressor tip and seal.



PART # **CD2041** PKG QTY: 1
1/4" female flare x 1/4" female pipe threads. Depressor tip and seal.



PART # **CD2056** PKG QTY: 1
5/16 F. Flare x 1/4" M. Flare Adapter

AUTOMOTIVE



PART # **CD5013** PKG QTY: 1
R134a retrofit adapter, straight low side stem (13mm) x 1/4" f. flare, blue cap.



PART # **CD5016** PKG QTY: 1
R134a retrofit adapter, straight high side stem (16mm) x 1/4" f. flare, red cap.



PART # **CD5014** PKG QTY: 1
Same as CD5036 except for 1/4" male flare.



PART # **CD5036** PKG QTY: 1
1/4" adapter to 3/16" fittings (GM cars, for instance), contains depressor pin.

TEE CONNECTORS

PART # **CD9601** PKG QTY : 2
1/4" m. flare x 1/4" flare nut with depressor tip x 1/4" m. flare on the branch with one valve core.



PART # **CD9621** PKG QTY : 2
Same as CD9601 but with out depressor tip.



PART # **CD9602** PKG QTY : 2
1/4" m. flare with valve core x 1/4" m. flare x 1/4" f. flare nut with depressor tip on the branch.



PART # **CD9622** PKG QTY : 2
Same as CD9602 but with out depressor tip.



PART # **CD9603** PKG QTY : 2
All brass. 1/4" m. flare with valve core x 1/4" m. flare x 1/4" f. flare nut with depressor tip on the branch.



PART # **CD9623** PKG QTY : 2
1/4" m. flare x 1/4" m. flare x 1/4" m. flare with two valve cores but no caps.



PART # **CD9606** PKG QTY : 2
1/4" m. flare access x 1/4" flare nut w/depressor tip x 1/4" flare nut w/depressor tip on the branch, cap and valve core included.



PART # **CD9627** PKG QTY : 2
Same as CD9603 but with out depressor tip.



PART # **CD9611** PKG QTY : 2
Forged brass tee, 1/4" f. flare nut w/depressor tip x 1/4" m. flare access x 1/4" m. flare access on branch with one valve core.



PART # **CD9628** PKG QTY : 2
Same as CD9611 but with out depressor tip.



FORGED ACCESS TEES *All 1/4" Flares Are Threaded For Valve Cores*

PART # **CD9613** PKG QTY : 2
Forged brass tee, 1/4" m. flare x 1/4" m. flare x 1/4" m. flare, two valve cores, no caps.



PART # **CD9615** PKG QTY : 2
Forged brass tee, 1/4" m. flare x 1/4" m. flare x 1/4" MPT on branch, one cap and valve core.



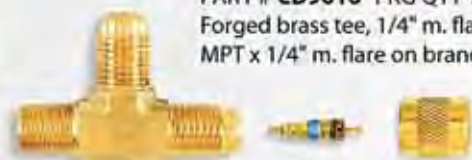
PART # **CD9614** PKG QTY : 2
Forged brass tee, 1/4" MPT x 1/4" m. flare x 1/4" m. flare on branch, one cap and valve core.



PART # **CD9620** PKG QTY : 2
Forged brass tee, 1/4" m. flare x 1/4" m. flare x 1/8" MPT on branch, one cap and valve core.



PART # **CD9616** PKG QTY : 2
Forged brass tee, 1/4" m. flare x 1/8" MPT x 1/4" m. flare on branch, one cap and valve core.



OTHER CONNECTORS



PART # **CD1446** PKG QTY : 1
1/4" female swivel flare x 1/4" female swivel flare. No depressor tips.



PART # **CD1450** PKG QTY : 2
1/4" flare access x 1/4" f. flare adapter, with one valve core and copper gasket.



PART # **CD1454** PKG QTY : 2
1/4" flare swivel nut x 1/4" access with installed valve core, all brass tube has depressor tip.



PART # **CD2594** PKG QTY: 2
A 1-1/4" piece of 1/4" copper tubing, double flared on one end with a 1/4" female flare nut and a depressor tip.



PART # **CD2595** PKG QTY: 2
The same as CD2594, only the end of the copper tube opposite the female flare has been swaged to allow 1/4" copper tube inserted for brazing.



PART # **CD2597** PKG QTY: 2
The same as CD2594, only a 1/4" male flare fitting has been brazed on. A core may be inserted in the 1/4" male flare, but not provided. For special OEM needs, we can extend the copper tubing to any length.



PART # **CD2613** PKG QTY : 1
Two 1/4" female connections with o-ring seals and 1/4" male flare (without core) at right angle, for connecting needs.



PART # **CD5044** PKG QTY: 1
On the branch is a 1/4" male flare, no core. One end of the run is a 1/4" male flare, no core, and the other end a 1/4" female flare swivel with an o-ring seal.



PART # **CD8725** PKG QTY: 2
The CD8725 has a gasket in the 1/4" hex nut. The valve body is stationary. When threads of existing system fittings are stripped and a new core won't go in, use this. It has a core and no depressor tip.



PART # **CD9640** PKG QTY: 1
Two 1/4" male flares, one with core in a U shape. At the side is a 1/4" female flare with depressor tip.



PART # **CD9644** PKG QTY: 1
Same as CD9640, with the addition of a 1/4" male flare opposite the 1/4" female flare.

*For specific OEM needs
C&D Valve also
manufactures custom
components and assemblies*

BLOWER WHEEL PULLER

A Professional Tool!

Fast and easy! A simple method to remove blower wheel from shaft without damage to blower, blower motor or shaft.



PART # **CD3505** PKG QTY : 1
1-1/4" hub only



PART # **CD3515** PKG QTY : 1
1-3/8" hub only



PART # **CD3525** PKG QTY : 1
1-1/2" hub only



PART # **CD3535** PKG QTY : 1
1-5/8" hub only



PART # **CD3555** PKG QTY : 3
Set screw



PART # **CD3560** PKG QTY : 1
Allen wrench - 5/32"



PART # **CD3540** PKG QTY : 1
Drive bolt



PART # **CD3545** PKG QTY : 1
Drive bolt and shank



PART # **CD3570** PKG QTY : 1
Blower wheel puller kit -
contains all sizes

PART # **CD3500** PKG QTY : 1
Drive bolt, shank and 1-1/4" hub

PART # **CD3510** PKG QTY : 1
Drive bolt, shank and 1-3/8" hub

PART # **CD3520** PKG QTY : 1
Drive bolt, shank and 1-1/2" hub

PART # **CD3530** PKG QTY : 1
Drive bolt, shank and 1-5/8" hub

"FASTAP" TUBE PIERCING PLIERS

PART # **CD4311** PKG QTY : 1

Fast refrigerant recovery with pliers that clamp on and pierce tube. Works on tubing sizes from 1/4" to 7/8". Pliers are simple to use and light weight. Piercing tip

is self sharpening, but also easily replaceable.



Instructions:

Connect service hose to fitting on pliers.
Size locking pliers to tubing for proper clamping.
Align tip to center of tubing and clamp down.
Recover refrigerant.

PART # **CD4314** PKG QTY : 1
Replacement piercing tip.



PART # **CD4315/2** PKG QTY : 2
Replacement gaskets for pliers.

ADJUSTABLE TORQUE WRENCH

Features:

Rotary torque mechanism prevents over-torquing of valve core.
Wrench is easily adjustable from 1 to 6 in./lbs. in 0.05 increments.
A locking ring prevents accidental alteration of the torque setting.
Accuracy $\pm 3\%$ at each increment.

Standards of accuracy exceed those of the National
Institute of Standards and Technology.
Certification available upon request.

Instructions:

Turn black ring to unlock internal
mechanism. Adjust torque to desired
setting. Return black ring to
locked position.



PART # **CD3825** PKG QTY: 1
Bit designed specifically for
use with valve cores.

PART # **CD3820** PKG QTY : 1
Used to tighten valve cores to
the proper torque. Recommended torque
range is 1-1/2 to 3 in./lbs. Over tightening of
a valve core can cause damage to the core and loss
of refrigerant. Includes CD3825 valve core bit.



MINI-MANIFOLD "MR. JR. CHARGER"

General Specifications:

All brass construction. The 1/4" female coupler
can be attached to a flare fitting. Opposite the
coupler is the knob for the built-in core depressor.
Other connections are 1/8" MPT for attaching a gauge
and two 1/4" male flares.

PART # **CD1777** PKG QTY: 1
Uniquely designed to fit
any manufacturers'
gauge, and swivel
350° out of
the way.



One flare fitting has CD4460 valve core compatible with all
refrigerant gases. Both flare fittings are covered by our
CD2250 heavy duty brass cap with neoprene seal and
core wrench on top.

The o-rings and seals are made from special
neoprene mixture to be compatible with the widest
range of refrigerants. For best and longest service,
periodically apply light lubricant to o-rings.

VALVE CORE WRENCH

PART # **CD3810** PKG QTY : 1
Heavy-duty valve core tool is
the ideal tool for removing
and installing valve cores.
Length is 4.75".



OIL TAP



PART # CD1808 PKG QTY : 1
The Oil Tap is installed on a semi-hermetic compressor for the changing of oil and testing procedures. The internal pressure helps discharge the oil from the crankcase and acid tests can be made while the compressor is running. It allows the addition by vacuum or removal by pressure of oil while compressor is running. And, you can detect hazardous refrigerant pooling in the crankcase before start-up and control the removal using a compound gauge. The oil tap can be permanently installed.

CAP TUBES

PART # CD2540 PKG QTY : 1
Factory made double flare connection, used in such ways as an external equalizer tube on an expansion valve. 36" of copper tube with double flares on swivel on each end, no depressor tips.

PART # CD2541 PKG QTY : 1
Same as CD2540, with a depressor tip in one end.

PART # CD2542 PKG QTY : 1
Same as CD2540, with a depressor tip in each end.

HI - SIDE VALVE

The CD3700 has a metal to metal (steel to brass) seat: a 1/4" male flare without core for hose attachment; and a 1/4" female swivel with depressor tip and gasket.



PART # CD3700 PKG QTY : 1

CORE CONTAINER / WRENCH



PART # CD3813 PKG QTY : 1
Core container with wrench, all brass with knurl for easy handling, compact design holds three valve cores.

CORE CHASER / WRENCH



PART # CD3800 PKG QTY : 1
Two (2) tools - a core wrench and a thread storing cores. Comes with six (6) cores. Overall length is 3-1/2".



PART # CD2540



PART # CD3805 PKG QTY : 10
Plastic tube container with six valve cores and one core wrench tool. Only available in a display box of 10.

CAPS

PKG QTY

CD2210	1/4" flare black glass-filled nylon cap with neoprene o-ring seal	25
CD2213	3/16" flare black glass-filled nylon cap with neoprene o-ring seal	6
CD2214	10mm-1.25 black glass-filled nylon cap with neoprene o-ring seal	6
CD2215	1/4" flare black glass-filled nylon cap with retainer strap and neoprene o-ring seal	6
CD2216	12mm-1.5 black glass-filled nylon cap with neoprene o-ring seal	6
CD2217	1/4" flare black glass-filled nylon cap with black retainer strap and neoprene o-ring seal	6
CD2218	3/8" flare black glass-filled nylon cap with retainer strap and neoprene o-ring seal	6
CD2220	1/2" Acme black glass-filled nylon cap with neoprene o-ring seal	6
CD2221	1/2" Acme black glass-filled nylon cap with retainer strap and neoprene o-ring seal	6
CD2225S	1/4" flare hex brass cap, use with M-Series line-tap valves or with copper gasket (CD0500) for metal-to-metal seal	6
CD2225T	1/4" flare hex brass cap, use with M-Series line-tap valves or with copper gasket (CD0500) for metal-to-metal seal	25
CD2227	1/4" flare heavy-duty hex brass cap with inserted copper gasket for metal-to-metal seal	6
CD2235	1/4" flare heavy-duty hex brass cap with neoprene seal	6
CD2245S	1/4" flare heavy-duty round brass cap with neoprene o-ring seal	6
CD2245T	1/4" flare heavy-duty round brass cap with neoprene o-ring seal	25
CD2250S	1/4" flare heavy-duty round brass cap with core wrench tool and neoprene o-ring seal	6
CD2250T	1/4" flare heavy-duty round brass cap with core wrench tool and neoprene o-ring seal	25
CD2255	1/4" flare heavy-duty round brass cap with neoprene o-ring seal and security wire	6
CD2260	1/4" flare heavy-duty round brass cap with neoprene gasket seal	6
CD2265	1/4" flare round brass cap with neoprene o-ring seal, attached keeper chain to prevent loss of cap	6



PARTS

PKG QTY

CD0400	1/4" flare forged nut (short)	5
CD0500	copper gasket, for use with CD2225 cap	10
CD2577	1/4" flare hex nut	6
CD4460S	valve core with Teflon seal, tapered, positive-stop barrel	6
CD4460T	valve core with Teflon seal, tapered, positive-stop barrel	25
CD5038	1/2" OD hose grommet for 3/8" charging hoses	6
CD5161	5/16" OD X 5/16" neoprene hose grommet	25
CD5501	Teflon o-ring seals for M-Series	25
CD7466	1/2" Acme lock nut for use with Acme bulkhead fittings	5



O-RINGS

PKG QTY

CD0066	1/8" ID, 1/4" OD	10
CD0077	5/32" ID, 9/32" OD CRT accessory tools, B-Series valves	10
CD0099	7/32" ID, 11/32" OD CD5050 coupler	10
CD0101	1/4" ID, 3/8" OD	10
CD0111	5/16" ID, 7/16" OD CRT, Core Depressor couplers	10
CD1050	5/32" ID, 11/32" OD	10
CD1060	3/16" ID, 3/8" OD CD2223, CD2235, CD2250, CD2255 cap	10
CD1070	7/32" ID, 13/32" OD CD2219, CD2245, CD2265 cap	10
CD1090	5/16" ID, 1/2" OD CRT, Core Depressor couplers	10



REPLACEMENT PARTS

Core Removal Tool

CD5555	PKG QTY : 1	O-rings necessary to repair a CRT except those contained in the chuck.
CD5560	PKG QTY : 1	Shut-off stem with molded neoprene gland. Includes brass stem, knob, retaining nut and gland.
CD5577	PKG QTY : 1	Brass rod and chuck, rear end sealing coupler and knob all in one piece.

"Sure Seal" Retaining Coupler

CD5171	PKG QTY : 1	Set Repair kit containing o-rings, washer, valve depressor and spring.
--------	-------------	--

PART # - PAGE # - CROSS REFERENCE

Part #	Pg. in Catalog	Part #	Pg. in Catalog	Part #	Pg. in Catalog	Part #	Pg. in Catalog	Part #	Pg. in Catalog
CD0066	21	CD2084	14	CD3036	12	CD4311	18	CD8426	7
CD0077	21	CD2090	14	CD3078	12	CD4314	18	CC8426	7
CD0099	21	CD2094	14	CD3090	12	CD4315/2	18	CD8427	7
CD0101	21	CD2098	14	CD3095	12	CD4358	9	CC8427	7
CD0111	21	CD2120	9	CD3096	12	CD4460S	21	CD8428	7
CD0400	21	CD2140	9	CD3098	12	CD4460T	21	CC8428	7
CD0410	NS	CD2160	9	CD3338	6	CD4545	6	CD8429	7
CD0500	21	CD2208	NS	CD3346	6	CD5013	15	CC8429	7
CD1010	5	CD2209	NS	CD3358	6	CD5014	15	CD8431	7
CD1050	21	CD2210	21	CD3368	6	CD5016	15	CC8431	7
CD1060	21	CD2213	21	CD3434	4	CD5036	15	CD8432	7
CD1070	21	CD2214	21	CD3436	4	CD5038	21	CC8432	7
CD1090	21	CD2215	21	CD3456	4	CD5044	17	CD8434	7
CD1200	6	CD2216	21	CD3500	18	CD5050	14	CC8434	7
CD1212	5	CD2217	21	CD3505	18	CD5055	NS	CD8438	7
CD1414	15	CD2218	21	CD3510	18	CD5060	14	CC8438	7
CC1414	15	CD2220	21	CD3515	18	CD5161	21	CD8458	7
CD1428	NS	CD2221	21	CD3520	18	CD5171	14, 21	CC8458	7
CD1438	NS	CD2225S	21	CD3525	18	CD5421	7	CD8478	7
CD1439	NS	CD2225T	21	CD3530	18	CC5421	7	CC8478	7
CD1440	NS	CD2227	21	CD3535	18	CD5501	21	CD8490	NS
CD1441	15	CD2235	21	CD3540	18	CD5512	8	CD8504	7
CD1444	NS	CD2243	6	CD3545	18	CD5514	8	CD8505	7
CD1446	17	CD2245S	21	CD3555	18	CD5516	8	CD8506	7
CD1450	17	CD2245T	21	CD3560	18	CD5518	8	CD8725	17
CD1454	17	CD2250S	21	CD3570	18	CD5534	8	CD9160	6
CD1777	19	CD2250T	21	CD3600	4, 6	CD5538	8	CD9510SVK	13
CD1808	20	CD2255	21	CD3602	4	CD5555	12, 21	CD9530SVK	13
CD1818	15	CD2260	21	CD3603	4	CD5558	8	CD9560SVK	13
CC1818	15	CD2265	21	CD3604	4	CD5560	12, 21	CD9580SVK	13
CD1819	15	CD2380	9	CD3605	5	CD5577	12, 21	CD9601	16
CC1819	15	CD2500	6	CD3606	5	CD5578	8	CD9602	16
CD2000	15	CD2506	6	CD3608	4	CD7465		CD9603	16
CD2005	NS	CD2525	5	CD3619	5	CD7466	21	CD9604	NS
CD2010	15	CD2540	20	CD3688	4, 21	CD7510	6	CD9605	NS
CD2012	15	CD2541	20	CD3700	20	CD7511	6	CD9606	16
CD2014	15	CD2542	20	CD3800	20	CD7512	6	CD9608	NS
CD2018	15	CD2576	6	CD3905	20	CD7513	6	CD9610	NS
CD2019	15	CD2577	21	CD3813	20	CD8400	5, 6	CD9611	16
CD2020	15	CD2580	9	CD3820	19	CD8403	5	CD9613	16
CD2022	15	CD2594	17	CD3825	19	CD8404	5	CD9614	16
CD2024	15	CD2595	17	CD3900	11	CD8405	5	CD9615	16
CD2027	NS	CD2597	17	CD3910	11	CD8406	5	CD9616	16
CD2028	15	CD2613	17	CD3915	11	CD8408	5	CD9620	16
CD2029	NS	CD2812	8	CD3916	11	CD8412	7	CD9621	16
CD2030	NS	CD2814	8	CD3917	11	CC8412	7	CD9622	16
CD2035	14	CD2816	8	CD3920	10	CD8414	7	CD9623	16
CD2037	14	CD2818	8	CD3930	10	CC8414	7	CD9625	NS
CD2038	15	CD2834	8	CD3956	10	CD8416	7	CD9626	16
CD2041	15	CD2838	8	CD3970	13	CC8416	7	CD9627	16
CD2050	14	CD2878	8	CD3975	12	CD8420	7	CD9628	16
CD2060	14	CD3018	12	CD3990	13	CC8420	7	CD9640	17
CD2070	14	CD3034	12	CD4040	14	CD8425	7	CD9644	17
						CC8425	7		

TERMS & CONDITIONS

Orders - Orders are subject to written acceptance by C&D Valve, LLC, home office and are subject to strikes, accidents, delays by suppliers, and other causes beyond our control. Receipt of an order will be understood as acceptance of these terms and conditions unless specific agreement to the contrary has been made in writing prior to order placement.

No Minimum Orders

Prices- Prices shown apply to quantities on a single shipment to a single destination and do not include any sales tax which may apply. All prices are subject to change without notice and all shipments will be invoiced at prices in effect at time of shipment.

Terms-Terms are 1% 10 days, net 30, 1-1/2 % per month (18% annum) service charge will apply to past due invoices.

Freight - F.O.B. shipping point with freight allowed or prepaid via cheapest way on single order of \$500 or more to a single destination in the U.S.A. except Alaska and Hawaii. Shipment under \$500 are sent collect or prepaid and charged.

Damages - Damages in transit are the responsibility of the carrier, and such claims should be filed with the carrier, not C&D Valve, LLC, as our responsibility ends upon receipt of the material by the carrier.

Shortages - Claims for shortages must be made within 10 days of delivery.

Returns - Returns will not be accepted without return authorization from home office.

Warranty - Products sold by C&D Valve, LLC are warranted for a period of one year from date of shipment by C&D Valve, LLC and we limit this warranty to the repair, replacement, or credit at invoice price (our option) of products which in our opinion are defective due to defects in workmanship and/or materials. This express warranty is in lieu of and excludes all other warranties, guarantees and/or representations, express or implied, of C&D Valve, LLC and / or the manufacturer of such products who make NO WARRANTY OF MERCHANTABILITY OR FITNESS FOR ANY PARTICULAR PURPOSE.

Technical information, recommendations and advice as to properties and usage of materials, design, installation and use of products, engineering and other matters are provided as an accommodation and are intended only as suggestions. Although they are believed to be accurate, based on C&D Valve's knowledge and experience, C&D Valve assumes no obligation or liability for any results obtained in their use or application, and they are not to be construed as establishing any warranty, express or implied. In no event shall C&D Valve be liable for claims for any damages whatsoever (whether direct, immediate, foreseeable, consequential, or special) suffered by buyer or anyone else arising out of any breach by C&D Valve, LLC. C&D Valve makes no warranty to those defined as consumers in the Magnuson-Moss Warranty - Federal Trade Commission Improvement Act.

Warning - C&D Valve, LLC products are designed for use by technically trained Air Conditioning and Refrigeration Service Engineers only. Due to the high pressures encountered in these systems, plus the dangers due to the physical and chemical nature of refrigerants and oils present in the systems, misapplication could result in injury or death. C&D Valve, LLC expressly warns against the sale to or use of the products by other than professionally trained personnel. Safety goggles should always be worn when working with refrigerants. Contact with refrigerants may cause injury.

Note - Design, specifications and materials are subject to change without notice.

Unless agreed in writing, these terms will constitute our entire obligation upon our acceptance of any order, regardless of the terms, stipulations, etc. in any request for quotations, or as may appear in any order form now or later submitted by the buyer.

P.O. Box 13250, Oklahoma City, OK 73113 • 405.843.5621 • 800.654.9233 • FAX: 405.840.0443
Visit our website: www.cdvalve.com • email: sales@cdvalve.com



The Leading Manufacturer of Small Valves

C&D VALVE, LLC

P.O. Box 13250, Oklahoma City, OK 73113

405.843.5621 • 800.654.9233 • fax: 405.840.0443

www.cdvalve.com

email: sales@cdvalve.com



HEATING, AIR CONDITIONING & REFRIGERATION DISTRIBUTORS INTERNATIONAL

© 2011 C&D Valve, LLC